


CRUSTED RUST DEPOSITS

WEATHERING SET



Rust deposits effects are a key factor in realistic weathering. This newly designed weathering set boasts a brand new formula of specialized key ingredients that give you the most common tones of crusted rust. There is no longer a need to experiment and try to come up with your own mixtures to imitate rust because we've found the answer. Apply straight from the bottle to the desired areas of your model. These enamel paints have, when dry, the same scale look as real rust.

These paints dry ultra matte and have a very light texture resulting in an amazingly realistic finish. You can use these colours individually or mix them to create the tones you are looking for. This products extreme versatility also provides you with the option to dilute it with White Spirit as well as mix with other enamels, oils, and pigments. It's up to you.

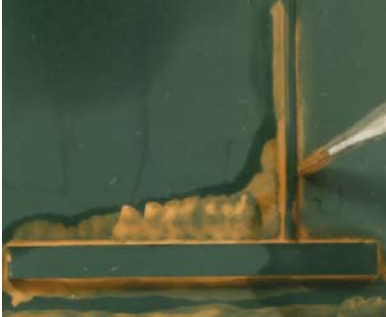
This is not just another wash. We are instead providing you with an innovative new concept of weathering products that provide the solution to obtaining that perfect finish when you are trying to imitate crusted on your models.





AK 4111 LIGHT RUST DEPOSIT

The ideal product to create special rust effects on your models. This is due to the especially designed enamel paint which, when dry has a light surface texture. Perfect to obtain that crusted rust effect.



Use this product to achieve a crusted rust effect on your model

Shake very well before use, and apply straight from the jar in the desired areas and let it dry for 10-15 minutes.

Take a brush moist with thinner and blend in the paint until satisfied with the result.

Due to the very fine texture of the paint, you can achieve a realistic crusted rust effect. We recommend you work in layers for the best results.



Apply the paint directly from the jar, in one or more layers on parts of your model.



With a moist brush you actually push the paint in place, creating layers.



You can keep repeating this until you are happy with the effects. Make sure you allow enough drying time between each layer.




The more layers you add the stronger the effect will be.





AK 4112
MEDIUM RUST DEPOSIT

The ideal product to create special rust effects on your models. This is due to the especially designed enamel paint which, when dry has a light surface texture. Perfect to obtain that crusted rust effect.



Use this product to achieve a crusted rust effect on your model.

Shake very well before use, and apply straight from the jar in the desired areas and let it dry for 10-15 minutes.

Take a brush moist with thinner and blend in the paint until satisfied with the result.

Due to the very fine texture of the paint, you can achieve a realistic crusted rust effect. We recommend you work in layers for the best results.



Apply the Crusted Rust deposit in one or more layers in the desired areas of your model.



After the paint is almost dry, use a flat moist brush and push the paint in place.



Because of the light texture of the paint you can easily achieve crusted rust effects.




This product has numerous possibilities depending on your taste and the effects you want to achieve. The intensity depends on the number of layers you apply.





AK 4113 DARK RUST DEPOSIT

The ideal product to create special rust effects on your models. This is due to the especially designed enamel paint which, when dry has a light surface texture. Perfect to obtain that crusted rust effect.



Use this product to achieve a crusted rust effect on your model.

Shake very well before use, and apply straight from the jar in the desired areas and let it dry for 10-15 minutes.

Take a brush moist with thinner and blend in the paint until satisfied with the result.

Due to the very fine texture of the paint, you can achieve a realistic crusted rust effect. We recommend you work in layers for the best results.



Prepare your model or accessory with a base coat.

Apply the paint generously on your model, preferably in several layers.

Push the paint in place with a moist brush in a dabbing manner.



Where and how much you add these effects depends on what type of model you are painting and your taste. The possibilities are Unlimited.

When completely dry the effects become clear. You will notice a light texture. Ideal for crusted rust effects in scale.

